

Wrap-Up Baseline Loss Analysis

Project Data

CHUBB

A B C Development

236 BUILDING CONSTRUCTION

High Rise - Mixed Use

Analysis Period:

Inception through August 2016

Completed by:

John B. Safety

Chubb Construction

Date Completed:

September 7, 2016

Accident Frequency Rates

[Overall Company and Projects](#)

[Loss Trends](#)

Accident Severity Rates

[Overall Company and Projects](#)

[Loss Trends](#)

PLEASE READ CAREFULLY; This is being provided to you as a tool that you may wish to use in providing a safety and risk management program. You are responsible for providing safety and risk management services. We at the Chubb Companies are providing this tool to you in support of our underwriting objectives and we hereby disclaim any obligation to oversee or monitor the adherence to required or otherwise reasonable safety and risk control practices. We further disclaim liability for claims or suits relating to the alleged or actual failure to conduct reasonable safety control practices, or relating to the use of or failure to use this document. Please note that neither this tool or any of its components contain every possible operation, inspection requirement or other detail that may be relevant to your project or that may be required by federal or state law, or by local building codes, statutes, or other requirements. This tool is intended only as a guideline, and not as a substitute for consultation with your insurance broker, or for engineering, legal or other professional advice. © 2016 Chubb All rights reserved.

Chubb is the marketing name used to refer to subsidiaries of Chubb Limited, providing insurance and related services. For a list of these subsidiaries, please visit our website, www.chubb.com. Insurance is provided by ACE American Insurance Company and its U.S. based Chubb underwriting company affiliates. All products may not be available in all states. This communication contains product summaries only. Coverage is subject to the language of the policies as actually issued. Surplus lines insurance is sold only through licensed surplus lines producers. Loss control evaluations, reports, recommendations and services are made solely to assist the insurer in underwriting and loss control and are not to be construed as an added benefit for the insured, property owner or any other party (this may not apply if loss control services are purchased separately and specifically pursuant to a service agreement). Evaluation for any hazard or condition does not imply that it is covered under any policy. Chubb is the world's largest publicly traded property and casualty insurance group. With operations in 54 countries, Chubb provides commercial and personal property and casualty insurance, personal accident and supplemental health insurance, reinsurance and life insurance to a diverse group of clients. Chubb Limited, the parent company of Chubb, is listed on the New York Stock Exchange (NYSE: CB) and is a component of the S&P 500 index. Copyright ©2016

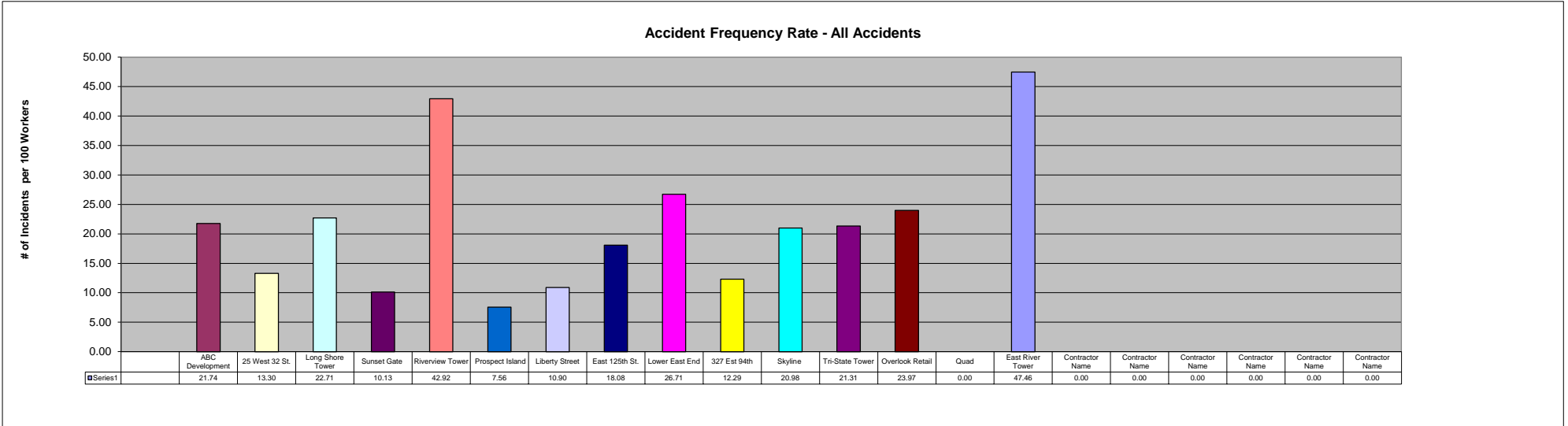
Contractor	# Of Claims	# Of Hours	Incident Rate
ABC Development	1179	10,847,231	21.74
25 West 32 St.	34	511,124	13.30
Long Shore Tower	462	4,069,125	22.71
Sunset Gate	19	375,200	10.13
Riverview Tower	155	722,237	42.92
Prospect Island	14	370,265	7.56
Liberty Street	24	440,447	10.90
East 125th St.	72	796,539	18.08
Lower East End	66	494,109	26.71
327 Est 94th	28	455,772	12.29
Skyline	178	1,696,774	20.98
Tri-State Tower	15	140,785	21.31
Overlook Retail	87	725,791	23.97
Quad	0	21,101	0.00
East River Tower	4	16,857	47.46
Contractor Name			0.00
Contractor Name			0.00
Contractor Name			0.00
Contractor Name			0.00
Contractor Name			0.00
Contractor Name			0.00
Contractor Name			0.00

A B C Development

236 BUILDING CONSTRUCTION

Accident Frequency Rate
All Accidents

Note: Clear unused cells | To print chart only, click on chart and print
[Back to Main Page](#)



See Disclaimer On Title Page



Contractor	Claim Cost	Total Man Hours	Accident Cost Per Man Hour
TOTAL:	\$ 37,081,830	10,847,231	\$ 3.42
25 West 32 St.	\$ 2,945,609	511,124	\$ 5.76
Long Shore Tower	\$ 19,072,137	4,069,125	\$ 4.69
Sunset Gate	\$ 556,101	375,200	\$ 1.48
Riverview Tower	\$ 618,921	722,237	\$ 0.86
Prospect Island	\$ 777,885	370,265	\$ 2.10
Liberty Street	\$ 382,460	440,447	\$ 0.87
East 125th St.	\$ 4,653,747	796,539	\$ 5.84
Lower East End	\$ 1,293,603	494,109	\$ 2.62
327 Est 94th	\$ 275,127	455,772	\$ 0.60
Skyline	\$ 4,157,511	1,696,774	\$ 2.45
Tri-State Tower	\$ 46,441	140,785	\$ 0.33
Overlook Retail	\$ 2,079,121	725,791	\$ 2.86
Quad	\$ -	21,101	\$ -
East River Tower	\$ 780	16,857	\$ 0.05
Contractor Name	\$ -	0	\$ -
Contractor Name	\$ -	0	\$ -
Contractor Name	\$ -	0	\$ -
Contractor Name	\$ -	0	\$ -
Contractor Name	\$ -	0	\$ -
Contractor Name	\$ -	0	\$ -
Contractor Name	\$ -	0	\$ -
Contractor Name	\$ -	0	\$ -

A B C Development

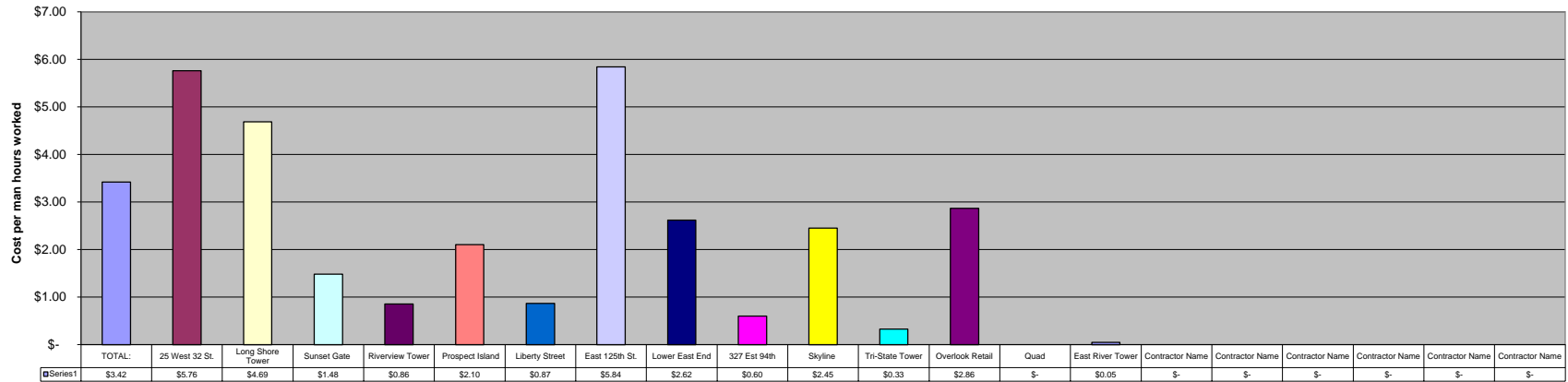
236 BUILDING CONSTRUCTION

Accident Severity Rate

All Accidents

Note: Clear unused cells | To print chart only, click on chart and print
[Back to Main Page](#)

Accident Severity Rate - All Accidents



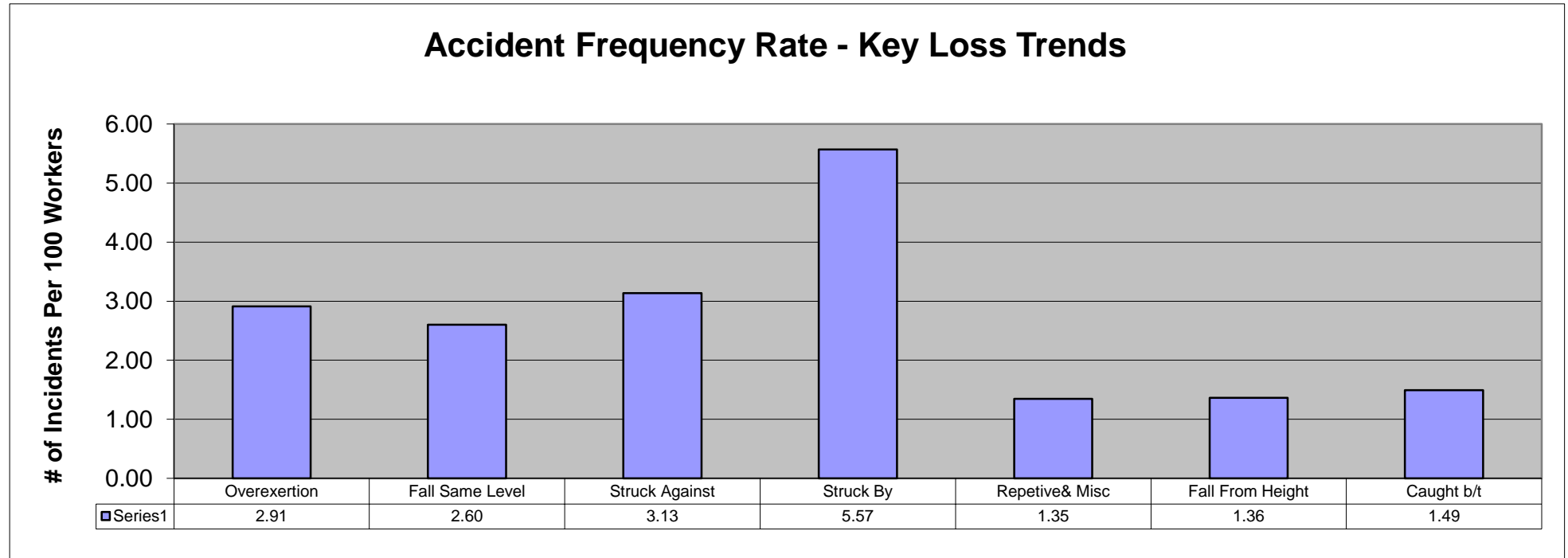


Type of Accidents	# Of Accidents	# Of Hours	# of Accidents Per 100 Workers
Overexertion	158	10,847,231	2.91
Fall Same Level	141		2.60
Struck Against	170		3.13
Struck By	302		5.57
Repetive& Misc	73		1.35
Fall From Height	74		1.36
Caught b/t	81		1.49

A B C Development
236 BUILDING CONSTRUCTION

Accident Frequency Rate
Key Loss Trends

Note: Clear unused cells | To print chart only, click on chart and print [Back to Main Page](#)



See Disclaimer On Title Page



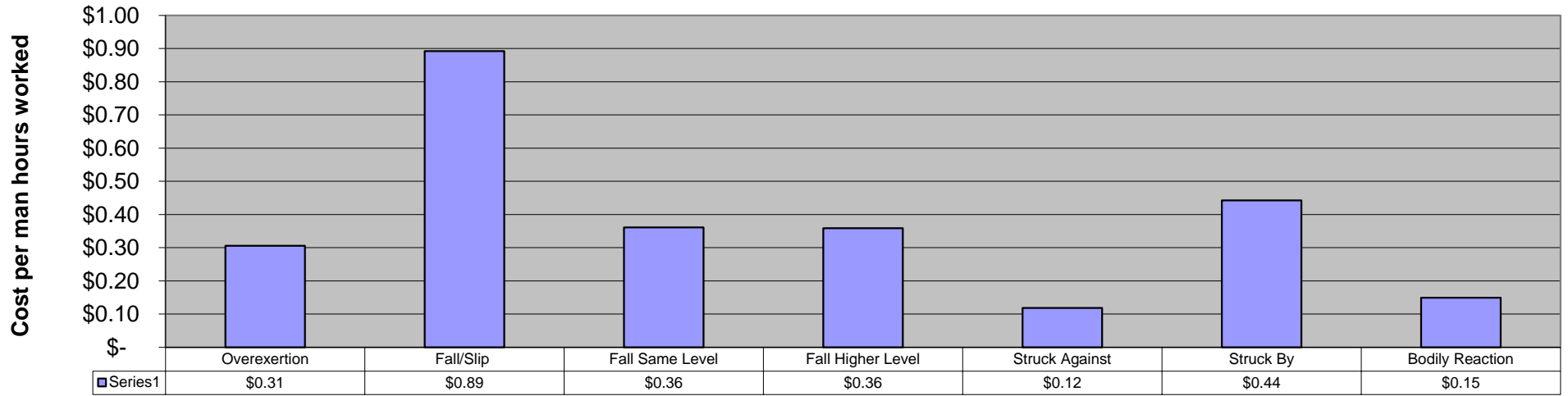
Type of Accidents	Claim Cost	Total Man Hours	Accident Cost per Man Hour
Overexertion	\$ 3,314,476	10,847,231	\$ 0.31
Fall/Slip	\$ 9,682,627		\$ 0.89
Fall Same Level	\$ 3,916,405		\$ 0.36
Fall Higher Level	\$ 3,891,784		\$ 0.36
Struck Against	\$ 1,283,099		\$ 0.12
Struck By	\$ 4,799,445		\$ 0.44
Bodily Reaction	\$ 1,619,287		\$ 0.15

A B C Development
236 BUILDING CONSTRUCTION

Accident Severity Rate
Key Loss Trends

Note: Clear unused cells | To print chart only, click on chart and print
[Back to Main Page](#)

Accident Severity Rate - Key Loss Trends



See Disclaimer On Title Page