



OCTOBER

2026

Safety Calendar





October 2026: Fire Safety

CHUBB®

Fire tragedies can be prevented. Practice fire safety!

Fire safety is a critical concern in workplaces, as fires can cause severe injuries, fatalities, and property damage. Implementing effective fire prevention measures and emergency response plans is essential to protect lives and assets. In the U.S., there are over 100,000 non-residential fires annually.¹ No matter what industry you are in, fire safety is essential. Implementing comprehensive fire prevention measures can protect lives, minimize property damage, and create resilience.

Be prepared by following these safety tips:

 Prevention	 Detection	 Training	 Planning
<ul style="list-style-type: none">• Housekeeping Keep work areas clean and remove items that are potential fire sources.• Flammables Ensure that flammable and combustibles are stored in approved containers.• Electrical Ensure that electrical outlets are utilized in accordance with recommended load capacities.• Inspection Inspect machinery and equipment for proper operation and wear.• Materials When possible, use fire-retardant materials for furnishings and office supplies.	<ul style="list-style-type: none">• Smoke Detectors Ensure that smoke detectors are installed and functioning properly.• Testing Conduct routine testing of fire alarm systems.• Fire Extinguishers Ensure fire extinguishers are available, inspected, and clearly marked.• Training Employees should be trained on the different types of fire extinguishers and proper use.• Exits Clearly mark exits and emergency routes.	<ul style="list-style-type: none">• Fire Safety Provide scheduled training on fire prevention and response.• Handbook Create a fire safety handbook that also includes emergency contacts.• Fire Extinguishers Conduct hands-on training on how to properly use fire extinguishers.• Hazards Establish a culture where employees can identify and report fire hazards.• Standards Ensure that local fire safety regulations are applied and understood by employees.	<ul style="list-style-type: none">• Evacuation Create and post a workplace plan that includes evacuation routes and assembly areas.• Extension Cords The use of extension cords should be limited using permanent wiring when possible.• Hot Work If hot work is necessary, a hot work permit system should be established that includes a fire watch.• HVAC Systems Establish preventive maintenance for heating, ventilation, and air conditioning systems.• Fire Drills Schedule fire drills at least twice a year to ensure employees know how to respond effectively.

1. [U.S. Fire Administration](#)

October 2026: Fire Safety

CHUBB®

Fire tragedies can be prevented. Practice fire safety!

Sunday	Monday	Tuesday	Wednesday	Thursday	Friday	Saturday
				1 Keep work areas clean and remove items that are potential fire sources.	2 Ensure that flammable and combustibles are stored in approved containers.	3 Ensure that electrical outlets are utilized in accordance with recommended load capacities.
4 Start of Fire Safety Week October 4 – 10th	5 Inspect machinery and equipment for proper operation and wear.	6 When possible, use fire-retardant materials for furnishings and office supplies.	7 Ensure that smoke detectors are installed and functioning properly.	8 Conduct routine testing of fire alarm systems.	9 Ensure fire extinguishers are available, inspected, and clearly marked.	10 Employees should be trained on the different types of fire extinguishers and proper use.
11 Clearly mark exits and emergency routes.	12 Indigenous Peoples' Day	13 Provide scheduled training on fire prevention and response.	14 Create a fire safety handbook that also includes emergency contacts.	15 Conduct hands-on training on how to properly use fire extinguishers.	16 Establish a culture where employees can identify and report fire hazards.	17 Ensure that local fire safety regulations are applied and understood by employees.
18 Create and post a workplace plan that includes evacuation routes and assembly areas.	19 The use of extension cords should be limited using permanent wiring when possible.	20 If hot work is necessary, a hot work permit system should be established that includes a fire watch.	21 Establish preventive maintenance for heating, ventilation, and air conditioning systems.	22 Schedule fire drills at least twice a year to ensure employees know how to respond effectively.	23 Keep work areas clean and remove items that are potential fire sources.	24 Ensure that electrical outlets are utilized in accordance with recommended load capacities.
25 Keep work areas clean and remove items that are potential fire sources.	26 Inspect machinery and equipment for proper operation and wear.	27 Ensure that smoke detectors are installed and functioning properly.	28 Ensure fire extinguishers are available, inspected, and clearly marked.	29 When possible, use fire-retardant materials for furnishings and office supplies.	30 Employees should be trained on the different types of fire extinguishers and proper use.	31 Halloween

Prepare and Prevent with Chubb

Our in-house network of nearly 500 risk consultants around the globe can help businesses anticipate and minimize costly exposures, ensuring resilience for the years to come.

Access Resources

The online Risk Consulting Library offers hundreds of risk management best practices and resources to help mitigate and minimize a company's risk. The library is available to participating business clients as well as appointed agents and brokers. This global library contains technical briefs, guides, checklists, training sessions, and more.

- [Idle Pallets](#)
- [Pre-Fire Planning](#)
- [Dust Hazards Analysis \(DHA\)](#)

Explore Training

➤ [Chubb's Risk Engineering Center](#)

The Chubb Risk Engineering Center (CREC) offers hands-on training in fire protection, boiler controls and employee safety. Earn contact hours, certifications or license renewals through on-site or virtual courses.

➤ [Chubb's Risk Management Training Course Schedule](#)

Training courses are offered virtually and in person at the CREC – 35 Columbia Road, Branchburg, New Jersey, 08876. Register and pre-pay 1 week prior to the course date to receive pricing discounts for individuals and groups.



CHUBB®